



Dubai Statistics Center

Construction Costs Index (2012=100)

Emirates of Dubai

2020– (Third Quarter)



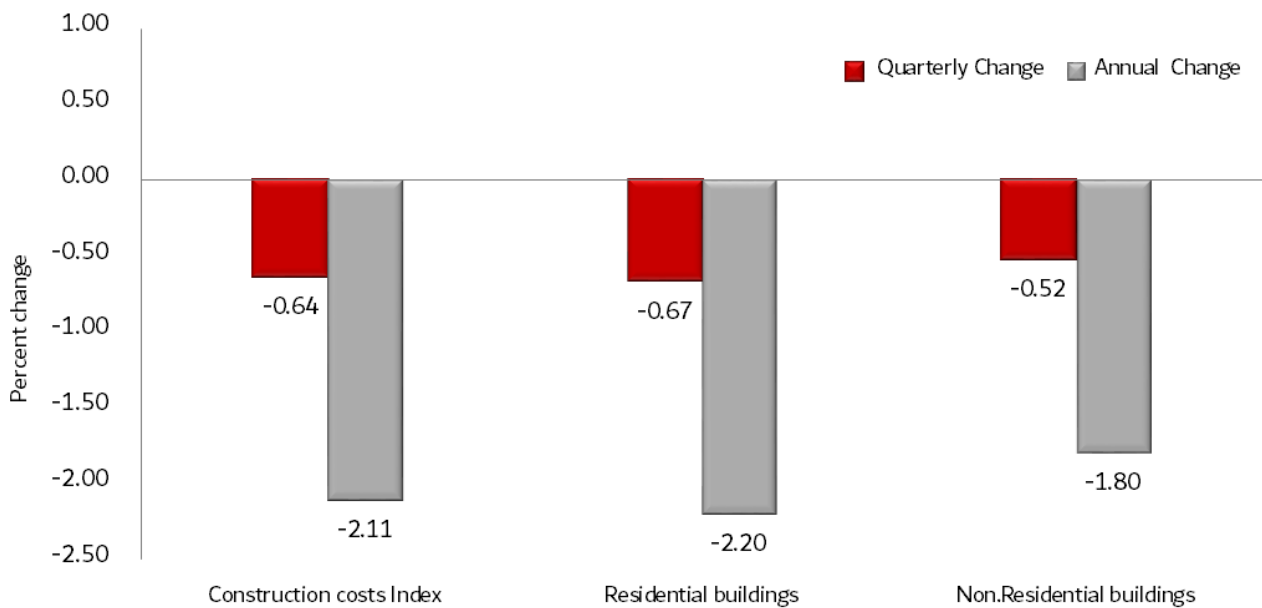
Construction Costs Index

Third Quarter 2020

Construction Costs Index decreased by 0.64% during the Third Quarter 2020 Compared to the Second Quarter 2020. The Construction Costs decreased by 0.67% for Residential buildings and decreased by 0.52% for Non-residential buildings.

As well as when comparing construction cost Index in Third Quarter 2020 to the same period of 2019, Noted the Construction Costs decreased by 2.11% due to the decreased of the Residential buildings by 2.20% and Non-residential buildings by 1.80%.

| Construction Costs Index and percentage Change – Third Quarter 2020



Construction Costs Index and percentage Change – Third Quarter 2020

2012=100

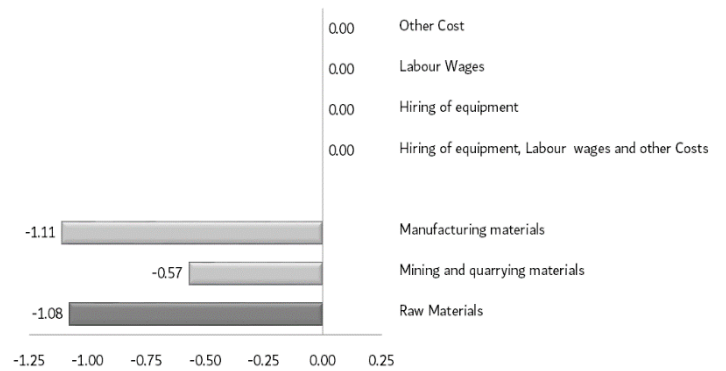
Title	Construction Cost Index For Third Quarter 2020			Percentage Change in Third Quarter 2020 Compared to Third Quarter 2019			Percentage Change in Third Quarter 2020 Compared to Second Quarter 2020		
	Residential buildings	Non-Residential buildings	Construction Cost Index	Residential buildings	Non-Residential buildings	Construction Cost Index	Residential buildings	Non-Residential buildings	Construction Cost Index
General Index	105.40	104.64	105.23	-2.20	-1.80	-2.11	-0.67	-0.52	-0.64
Raw Materials	103.20	101.79	102.92	-3.59	-3.37	-3.55	-1.11	-0.98	-1.08
Mining and quarrying materials	139.56	139.89	139.62	-3.46	-3.48	-3.47	-0.57	-0.58	-0.57
Mining Activities and Quarrying	139.56	139.89	139.62	-3.46	-3.48	-3.47	-0.57	-0.58	-0.57
Manufacturing materials	101.65	100.45	101.41	-3.60	-3.37	-3.55	-1.14	-1.00	-1.11
Wood and Wood Products, except furniture	100.56	100.53	100.55	-0.99	-1.00	-0.99	-1.35	-1.36	-1.35
Refined Petroleum	57.09	57.09	57.09	-13.56	-13.56	-13.56	—	—	—
Chemicals and Chemical Products	103.66	103.67	103.66	0.08	0.08	0.08	-0.20	-0.20	-0.20
Rubber and Plastics Products	104.40	104.65	104.48	0.49	0.85	0.60	-0.26	-0.12	-0.22
Other Non-Metallic Mineral Products	101.70	101.42	101.64	-5.77	-4.92	-5.59	-2.34	-1.88	-2.24
Basic Metals	79.24	79.35	79.26	-2.73	-2.74	-2.73	1.93	1.89	1.92
Fabricated Metal Products, except Machinery and Equipment	133.31	128.16	132.76	0.95	0.57	0.91	0.40	0.35	0.39
Computers, Electronic and Optical products	81.83	80.19	81.50	-4.67	-4.82	-4.70	-0.21	-0.21	-0.21
Electrical Equipment	100.73	99.78	100.54	-2.99	-3.05	-3.00	-0.20	-0.33	-0.22
Other Machinery and Equipment	110.01	108.35	109.67	-0.16	-0.29	-0.19	-0.03	-0.02	-0.02
Furniture	117.27	117.26	117.27	-1.72	-1.72	-1.72	—	—	—
Hiring of equipment, Labor wages and other Costs	108.96	107.98	108.71	—	—	—	—	—	—
Hiring of equipment	99.90	99.90	99.90	—	—	—	—	—	—
Labor Wages	110.16	110.16	110.16	—	—	—	—	—	—
Other Cost	100.00	100.00	100.00	—	—	—	—	—	—

Construction cost in Third Quarter 2020 compared to the Second Quarter 2020

General Construction costs

The prices of raw materials and materials used in construction of buildings decreased by 1.08% due to decreasing in Manufacturing materials by 1.11% and the price of Mining and quarrying materials by 0.57%.

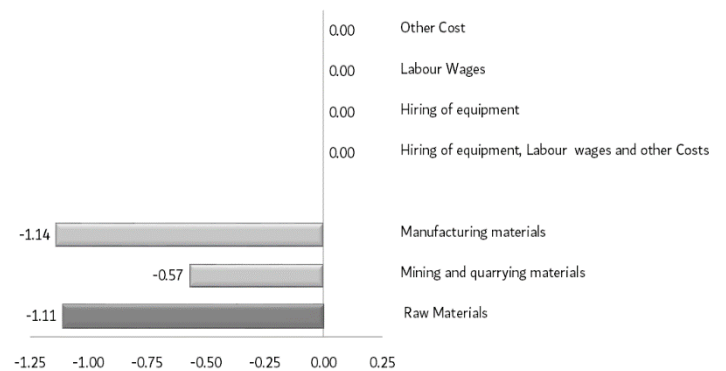
While the prices of wages, equipment, labor and other costs Stabilized at previous levels.



Residential buildings

The prices of raw materials and materials used in construction of buildings decreased by 1.11% due to decreasing in Manufacturing materials by 1.14% and the price of Mining and quarrying materials by 0.57%.

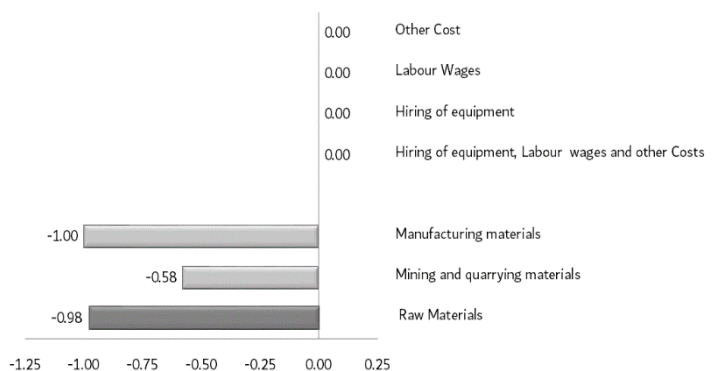
While the prices of wages, equipment, labor and other costs Stabilized at previous levels.



Non-residential buildings

The prices of raw materials and materials used in construction of buildings decreased by 0.98% due decreasing in Manufacturing materials by 1.00% and the price of Mining and quarrying materials by 0.58%.

While the prices of wages, equipment, labor and other costs Stabilized at previous levels.

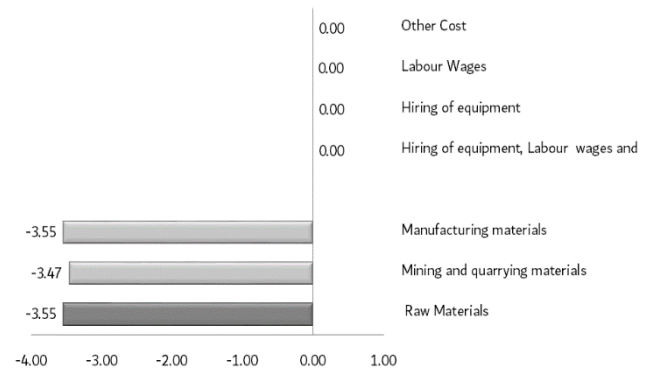


Construction cost in Third Quarter 2020 compared to the Third Quarter 2019

General Construction costs

The prices of raw materials and materials used in construction of buildings decreased by 3.55 % as a result of the decreasing in the group of Manufacturing materials by 3.55% and the price of Mining and quarrying materials by 3.47%.

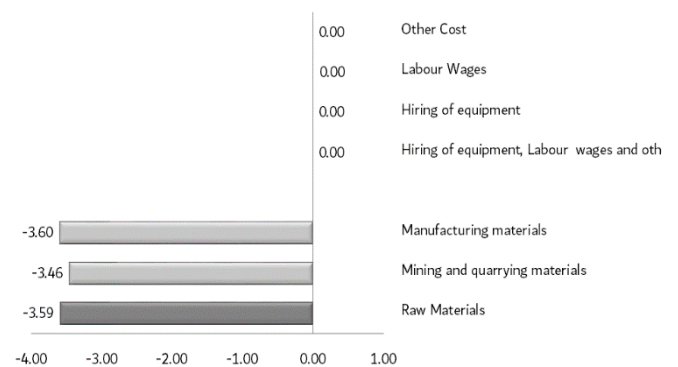
While the prices of wages, equipment, labor and other costs Stabilized at previous levels.



Residential buildings

The prices of raw materials and materials used in construction of Residential buildings decreased by 3.59% due to the decreasing in the group of Manufacturing materials by 3.60% and the price of Mining and quarrying materials by 3.46%.

While the prices of wages, equipment, labor and other costs Stabilized at previous levels.



Non-residential buildings

The prices of raw materials and materials used in construction of Non-residential buildings decreased by 3.37% as a result of the decreasing in the group of Mining and quarrying materials by 3.48% and the price of Manufacturing materials by 3.37%.

While the prices of wages, equipment, labor and other costs Stabilized at previous levels.

